



## TC21/TC26 Series Technical Accessory Guide



Does NOT include accessories for TC20/TC25. See separate guide for TC20/TC25 accessories.




**NOTE:** This document is only for general reference. Solutions Pathway and related PMBs should be used for product availability, pricing, and final solution selection.





*This document and the information contained therein (Information) are Zebra- confidential, and are provided under, and subject to, the confidentiality provision of your PartnerConnect agreement with Zebra. Any public disclosure (via posting on your website or otherwise) of the Information is strictly prohibited and will be considered a violation of your PartnerConnect agreement with Zebra.*




\* Zebra does not endorse or specifically recommend any **third-party products, accessories, or hardware**. ZEBRA DISCLAIMS ANY AND ALL LIABILITY, INCLUDING ANY EXPRESS OR IMPLIED WARRANTIES, WHETHER ORAL OR WRITTEN, FOR SUCH THIRD PARTY PRODUCTS, ACCESSORIES, OR HARDWARE. THE CUSTOMER ACKNOWLEDGES THAT NO REPRESENTATION HAS BEEN MADE BY ZEBRA AS TO THE FITNESS OF THE THIRD-PARTY PRODUCTS, ACCESSORIES, OR HARDWARE FOR THE CUSTOMER'S INTENDED PURPOSE.

### Cradles and Charging


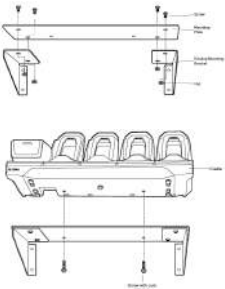


#### Cradles





| Part Number       | Picture   | Description                         | Notes  | Required Items  |
|-------------------|---|-------------------------------------|--|---|
| CRD-TC2Y-SE1ET-01 |   | Single Slot USB/Charging Cradle     | <ul style="list-style-type: none"> <li>► Connects to USB-C port and 2-pin charge contacts on bottom of TC21/TC26.</li> <li>► Will charge Standard Capacity battery from 0 to 90% in less than 3 hours. Charges Extended Capacity battery from 0-90% in less than 4 hours.</li> <li>► Compatible with TC21/TC26 units with hand strap or Pistol Grip Handle attached.</li> <li>► Optional USB to Ethernet Module (MOD-MT2-EU1-01) can be used to convert to Ethernet enabled cradle.</li> <li>► Does not use Zebra ShareCradle design.</li> <li>► Does not charge spare battery.</li> </ul> | <ul style="list-style-type: none"> <li>► Power Supply (PWR-BGA12V50W0WW)</li> <li>► DC Line Cord (CBL-DC-388A1-01)</li> <li>► AC Line Cord (23844-00-00R)</li> <li>► USB Cable (25-124330-01R) for PC connection</li> </ul> |
| MOD-MT2-EU1-01    |  | USB to Ethernet Module              | <ul style="list-style-type: none"> <li>► Attaches to Single Slot USB/Charging Cradle (CRD-TC2Y-SE1ET-01) to provide Ethernet support.</li> <li>► Mechanical switch selects between micro-USB B port and RJ45 Ethernet jack.</li> <li>► 10/100/1000 Mbps speed</li> <li>► LEDs on module indicate connectivity and speed.</li> </ul>  | <ul style="list-style-type: none"> <li>► Single Slot USB/Charging Cradle (CRD-TC2Y-SE1ET-01)</li> </ul>   |
| CRD-TC2Y-BS1CO-01 |  | Single Slot Base Charge-Only Cradle | <ul style="list-style-type: none"> <li>► Connects to 2-pin Charge Connectors on bottom of TC21/TC26.</li> <li>► Will charge Standard Capacity battery from 0 to 90% in less than 3 hours. Charges Extended Capacity battery from 0-90% in less than 4 hours.</li> <li>► Compatible with TC21/TC26 units with hand strap or Pistol Grip Handle attached.</li> <li>► Does not use Zebra ShareCradle design.</li> <li>► Does not charge spare battery.</li> </ul>   | <ul style="list-style-type: none"> <li>► USB-C cable (CBL-TC5X-USBC2A-01).</li> <li>► USB Power Adapter (PWR-WUA5V12W0US - or country specific version)</li> </ul>  |




|                         |   |  |  |   |
|-------------------------|---|--|--|---|
| CRD-TC2W-BS1CO-01       |    | Single Slot Base Charge-Only Cradle - Healthcare White | <ul style="list-style-type: none"> <li>► Cradle has white color to match white housing of TC21/TC26 Healthcare devices.</li> <li>► Connects to 2-pin Charge Connectors on bottom of TC21/TC26.</li> <li>► Will charge Standard Capacity battery from 0 to 90% in less than 3 hours. Charges Extended Capacity battery from 0-90% in less than 4 hours.</li> <li>► Compatible with TC21/TC26 units with hand strap or Pistol Grip Handle attached.</li> <li>► Does not use Zebra ShareCradle design.</li> <li>► Does not charge spare battery.</li> </ul>   | <ul style="list-style-type: none"> <li>► USB-C cable (CBL-TC5X-USBC2A-01).</li> <li>► USB Power Adapter (PWR-WUA5V12W0US - or country specific version)</li> </ul>    |
| 216137<br>(3rd party) * |    | Proclip Charge-Only Cradle                             | <ul style="list-style-type: none"> <li>► Cradle allows one-handed insertion/removal of device.</li> <li>► Includes power supply with multi-country plugs. Accepts 110/240V power input. 5V, 2A output.</li> <li>► Connects to 2-pin Charge Connectors on bottom of TC21/TC26.</li> <li>► Made from high-grade ABS and Acetal polymers</li> </ul>   |   |
| CRD-TC2Y-BS5CO-01       |  | 5-Slot Charge-Only ShareCradle                         | <ul style="list-style-type: none"> <li>► Will charge up to five TC21/TC26 units.</li> <li>► Will charge Standard Capacity battery from 0 to 90% in less than 3 hours. Charges Extended Capacity battery from 0-90% in less than 4 hours.</li> <li>► Connects to 2-pin Charge Connectors on bottom of TC21/TC26.</li> <li>► Compatible with TC21/TC26 units with hand strap or Pistol Grip Handle attached.</li> <li>► Does not charge spare batteries</li> <li>► Can be racked/ mounted in a standard 19 inch rack system via the mounting accessory (BRKT-SCRD-SMRK-01).</li> </ul>   | <ul style="list-style-type: none"> <li>► Power Supply (PWR-BGA12V108W0WW)</li> <li>► DC Line Cord (CBL-DC-381A1-01)</li> <li>► AC Line Cord (23844-00-00R)</li> </ul> |
| CRD-TC2W-BS5CO-01       |  | 5-Slot Charge-Only ShareCradle - Healthcare White      | <ul style="list-style-type: none"> <li>► Cradle has white color to match white housing of TC21/TC26 Healthcare devices.</li> <li>► Will charge up to five TC21/TC26 units.</li> <li>► Will charge Standard Capacity battery from 0 to 90% in less than 3 hours. Charges Extended Capacity battery from 0-90% in less than 4 hours.</li> <li>► Connects to 2-pin Charge Connectors on bottom of TC21/TC26.</li> <li>► Compatible with TC21/TC26 units with hand strap or Pistol Grip Handle attached.</li> <li>► Does not charge spare batteries</li> <li>► Can be racked/ mounted in a standard 19 inch rack system via the mounting accessory (BRKT-SCRD-SMRK-01).</li> </ul> | <ul style="list-style-type: none"> <li>► Power Supply (PWR-BGA12V108W0WW)</li> <li>► DC Line Cord (CBL-DC-381A1-01)</li> <li>► AC Line Cord (23844-00-00R)</li> </ul> |

|                   |   |   |  |   |
|-------------------|---|---|--|---|
| CRD-TC2Y-BS54B-01 |    | 4-Slot Charge-Only ShareCradle with Spare Battery Charging                    | <ul style="list-style-type: none"> <li>► Will charge up to four TC21/TC26 units and four spare batteries.</li> <li>► Will charge Standard Capacity battery from 0 to 90% in less than 3 hours. Charges Extended Capacity battery from 0-90% in less than 4 hours.</li> <li>► Connects to 2-pin Charge Connectors on bottom of TC21/TC26.</li> <li>► Compatible with TC21/TC26 units with hand strap or Pistol Grip Handle attached.</li> <li>► Can be racked/ mounted in a standard 19 inch rack system via the mounting accessory (BRKT-SCRD-SMRK-01).</li> </ul>   | <ul style="list-style-type: none"> <li>► Power Supply (PWR-BGA12V108W0WW)</li> <li>► DC Line Cord (CBL-DC-381A1-01)</li> <li>► AC Line Cord (23844-00-00R)</li> </ul> |
| CRD-TC2W-BS54B-01 |    | 4-Slot Charge-Only ShareCradle with Spare Battery Charging - Healthcare White | <ul style="list-style-type: none"> <li>► Cradle has white color to match white housing of TC21/TC26 Healthcare devices.</li> <li>► Will charge up to four TC21/TC26 units and four spare batteries.</li> <li>► Will charge Standard Capacity battery from 0 to 90% in less than 3 hours. Charges Extended Capacity battery from 0-90% in less than 4 hours.</li> <li>► Connects to 2-pin Charge Connectors on bottom of TC21/TC26.</li> <li>► Compatible with TC21/TC26 units with hand strap or Pistol Grip Handle attached.</li> <li>► Can be racked/ mounted in a standard 19 inch rack system via the mounting accessory (BRKT-SCRD-SMRK-01).</li> </ul> | <ul style="list-style-type: none"> <li>► Power Supply (PWR-BGA12V108W0WW)</li> <li>► DC Line Cord (CBL-DC-381A1-01)</li> <li>► AC Line Cord (23844-00-00R)</li> </ul> |
| CRD-TC2Y-SE5ET-01 |  | 5-Slot Ethernet/Charging ShareCradle  | <ul style="list-style-type: none"> <li>► Allows network speeds up to 1 Gb</li> <li>► Connects to USB-C connector and 2-pin charge contacts on bottom of TC21/TC26.</li> <li>► Will charge up to five TC21/TC26 units.</li> <li>► Will charge Standard Capacity battery from 0 to 90% in less than 3 hours. Charges Extended Capacity battery from 0-90% in less than 4 hours.</li> <li>► Does not charge spare batteries</li> <li>► Compatible with TC21/TC26 units with hand strap or Pistol Grip Handle attached.</li> <li>► Can be racked/ mounted in a standard 19 inch rack system via the mounting accessory (BRKT-SCRD-SMRK-01).</li> </ul>           | <ul style="list-style-type: none"> <li>► Power Supply (PWR-BGA12V108W0WW)</li> <li>► DC Line Cord (CBL-DC-381A1-01)</li> <li>► AC Line Cord (23844-00-00R)</li> </ul> |





|   |   |   |  |   |
|---|---|---|--|---|
| <p>CS-CRD-LOC-TC2<br/>(includes locks for 5 cradle slots)</p> |  <p>ShareCradle not included - shown with TC5x series</p> | <p>Multi-Slot ShareCradle Locking Kit</p>  | <ul style="list-style-type: none"> <li>▶ Kit allows 5-Slot ShareCradles to be retrofitted with mechanical lock to prevent unauthorized use/theft.</li> <li>▶ User must authenticate on device (via PIN code or barcode scan) before locking mechanism will release it.</li> <li>▶ ShareCradle with Locking Kit can be installed inside Intelligent Cabinet or can be placed on desk/counter. Can't be installed on Storage Racks.</li> <li>▶ Includes software app for device that enables the locking mechanism and Zebra Video on Device (VoD) for user training.</li> <li>▶ Typically used with Zebra Intelligent Cabinet solution but can also be integrated with other applications using SDK.</li> <li>▶ Not compatible with Snap-On accessories attached (e.g. Trigger Handle etc...)</li> <li>▶ Lock taps into ShareCradle's power supply (PWR-BGA12V108W0WWW) using included pigtail cable.</li> <li>▶ Device communicates with the cradle lock by sending a series of light pulses at the top of its display. The correct sequence of pulses unlocks the clamp/arm.</li> <li>▶ Clamp/Arm operation details: <ul style="list-style-type: none"> <li>- Clamp is held in place by gravity so the user has to physically raise the clamp to retrieve their device.</li> <li>- Clamp will then drop back down past the point where it would clamp a device. This lower position tells the clamp not to re-engage the lock.</li> <li>- The lock only re-engages when a device is present in the cradle and the clamp descends to the correct level.</li> </ul> </li> </ul> | <p>Multi-Slot ShareCradle (i.e. CRD-TC2Y-BS5CO-01 or similar)</p> |
| <p>KT-TC2Y-5COCUP1-01</p>                                     |    | <p>5-Slot Charge-Only ShareCradle Conversion Kit</p>  | <ul style="list-style-type: none"> <li>▶ Kit allows the conversion of other devices' 5-Slot Charge-Only ShareCradles to support the TC21/TC26.</li> <li>▶ Only compatible with cradles that use ShareCradle design (i.e. TC5X series).</li> <li>▶ Kit includes five TC21/TC26 ShareCradle cups.</li> <li>▶ Not all five cups need to be used, therefore creating a multi-slot cradle supporting a mixed combination of devices (i.e. two TC21/TC26 and three TC5X series).</li> <li>▶ <b>NOTE: This is a custom product. Please work with your Zebra representative to open a Custom Product Request (CPR) if you would like to order this item.</b></li> </ul>  |   |

|                         |   |   |   |  |
|-------------------------|---|---|---|--|
| BRKT-SCRD-SMRK-01       |    | 5-Slot ShareCradle Mounting Bracket                             | <ul style="list-style-type: none"> <li>► Allows for rack and wall mounting of one 5-Slot ShareCradle or up to four Single Slot ShareCradles. Also compatible with TC21/TC26 Single Slot Cradles which support the key-hole mounts for this bracket.</li> <li>► Bracket can be mounted on standard 19" network rack or on a wall.</li> <li>► Has cable routing slots and removable power supply tray that stores and conceals power supplies.</li> <li>► Adjustable tabs &amp; screw mounts for easy hanging/installation.</li> <li>► Adjustable orientations: <ul style="list-style-type: none"> <li>- 25° High Density (5-Slot Charge Only Cradle)</li> <li>- Horizontal (Single Slot Cradle or 4-Slot Battery Chargers)</li> </ul> </li> <li>► See the Bluetooth-Generic Accessories TAG for info on 3rd party Network Racks that can be used for mounting this bracket.</li> </ul> |  |
| ADP-TC7X-PLT-FX         |   | 5-Slot ShareCradle Mounting Bracket Adapter Plate for Honeywell | <ul style="list-style-type: none"> <li>► Allows Zebra Multi-Slot ShareCradles to be mounted on legacy Honeywell Flex Cradle Wall Mount Brackets (HON SKU #203-641-002).</li> <li>► Includes hardware to attach plate to HON wall bracket and secure ShareCradle to plate.</li> <li>► <b>NOTE: This is a custom product. Please work with your Zebra representative to open a Custom Product Request (CPR) if you would like to order this item.</b></li> </ul>  |  |
| <b>Battery Charging</b> |   |   |   |  |
| <b>Part Number</b>      | <b>Picture</b>  | <b>Description</b>  | <b>Notes</b>  | <b>Required Items</b>  |
| SAC-TC2Y-4SCHG-01       |  | 4-Slot Spare Battery Charger                                    | <ul style="list-style-type: none"> <li>► Charges up to four spare batteries.</li> <li>► Standard Capacity batteries will charge from 0-90% in less than 3 hours. Extended Capacity batteries will charge from 0-90% in less than 4 hours.</li> <li>► Can be used standalone or up to 4 Chargers can be mounted on Mounting Bracket (BRKT-SCRD-SMRK-01)</li> </ul>   | <p><u>To power a single Charger</u></p> <ul style="list-style-type: none"> <li>► Power Supply (PWR-BGA12V50W0WWW)</li> <li>► DC Line Cord (CBL-DC-388A1-01)</li> <li>► AC Line Cord (23844-00-00R)</li> </ul> <p><u>To power two Chargers</u></p> <ul style="list-style-type: none"> <li>► Power Supply (PWR-BGA12V108W0WWW)</li> <li>► DC Y-Cable Line Cord (CBL-DC-523A1-01)</li> <li>► AC Line Cord (23844-00-00R)</li> </ul> |
| SAC-TC2W-4SCHG-01       |  | 4-Slot Spare Battery Charger - Healthcare White                 | <ul style="list-style-type: none"> <li>► Charger has white color to match white housing of TC21/TC26 Healthcare devices.</li> <li>► Charges up to four spare batteries.</li> <li>► Standard Capacity batteries will charge from 0-90% in less than 3 hours. Extended Capacity batteries will charge from 0-90% in less than 4 hours.</li> <li>► Can be used standalone or up to 4 Chargers can be mounted on Mounting Bracket (BRKT-SCRD-SMRK-01)</li> </ul>  | <p><u>To power a single Charger</u></p> <ul style="list-style-type: none"> <li>► Power Supply (PWR-BGA12V50W0WWW)</li> <li>► DC Line Cord (CBL-DC-388A1-01)</li> <li>► AC Line Cord (23844-00-00R)</li> </ul> <p><u>To power two Chargers</u></p> <ul style="list-style-type: none"> <li>► Power Supply (PWR-BGA12V108W0WWW)</li> <li>► DC Y-Cable Line Cord (CBL-DC-523A1-01)</li> <li>► AC Line Cord (23844-00-00R)</li> </ul> |

| SAC-TC2Y-20SCH-01                |    | 20-Slot Spare Battery Charger                    | <ul style="list-style-type: none"> <li>► Charges up to 20 spare batteries.</li> <li>► Standard Capacity batteries will charge from 0-90% in less than 3 hours. Extended Capacity batteries will charge from 0-90% in less than 4 hours.</li> <li>► Can be racked/ mounted in a standard 19 inch rack system via the mounting accessory (BRKT-SCRD-SMRK-01).</li> </ul>   | <ul style="list-style-type: none"> <li>► Power Supply (PWR-BGA12V108W0WW)</li> <li>► DC Line Cord (CBL-DC-381A1-01)</li> <li>► AC Line Cord (23844-00-00R)</li> </ul>   |
|----------------------------------|---|--|--|---|
| SAC-TC2W-20SCH-01                |    | 20-Slot Spare Battery Charger - Healthcare White | <ul style="list-style-type: none"> <li>► Charger has white color to match white housing of TC21/TC26 Healthcare devices.</li> <li>► Charges up to 20 spare batteries.</li> <li>► Standard Capacity batteries will charge from 0-90% in less than 3 hours. Extended Capacity batteries will charge from 0-90% in less than 4 hours.</li> <li>► Can be racked/ mounted in a standard 19 inch rack system via the mounting accessory (BRKT-SCRD-SMRK-01).</li> </ul>  | <ul style="list-style-type: none"> <li>► Power Supply (PWR-BGA12V108W0WW)</li> <li>► DC Line Cord (CBL-DC-381A1-01)</li> <li>► AC Line Cord (23844-00-00R)</li> </ul>   |
| <b>Direct to Device Charging</b> |   |  |  |   |
| Part Number                      | Picture   | Description                                      | Notes  | Required Items  |
| CBL-TC5X-USBC2A-01               |   | USB-C cable for Charging/Communication           | <ul style="list-style-type: none"> <li>► USB-A to USB-C cable</li> <li>► Attaches to USB-C port on the bottom of the device or to the Single Slot Base Charge-Only Cradle (CRD-TC2Y-BS1CO-01).</li> <li>► Can be used to charge the device via USB connections (PC, USB AC Wall Outlet adapter, USB Cigarette Lighter adapter)</li> <li>► Cable length is 1M (~3.3 ft.)</li> <li>► Will charge battery in device from 0 to 90% in less than 3 hours using the wall-adapter 5V power supply or Cigarette Adapter.</li> <li>► Can also be used to communicate with device without using a Cradle.</li> </ul>   | <ul style="list-style-type: none"> <li>For charging via AC Wall Outlet:<br/>USB Power Adapter (PWR-WUA5V12W0US - or country specific version)</li> <li>For charging in-vehicle:<br/>USB Cigarette Lighter Adapter (CHG-AUTO-USB1-01)</li> </ul> |
| CBL-TC2X-USBC-01                 |  | USB-C cable for Charging/Communication           | <ul style="list-style-type: none"> <li>► to be discontinued 10/2021, see PME 10621</li> <li>► USB-A to USB-C cable</li> <li>► Attaches to USB-C port on the bottom of the device or to the Single Slot Base Charge/Communication Cradle (CRD-TC2Y-BS1CO-01).</li> <li>► Can be used to charge the device via USB connections (PC, USB AC Wall Outlet adapter, USB Cigarette Lighter adapter)</li> <li>► Cable length is 1.5M (~5 ft.)</li> <li>► Will charge battery in device from 0 to 90% in less than 3 hours using the wall-adapter 5V power supply or Cigarette Adapter.</li> <li>► Can also be used to communicate with device without using a Cradle.</li> <li>► NOTE: Recommend using CBL-TC5X-USBC2A-01 which is a lower cost cable solution.</li> </ul> | <ul style="list-style-type: none"> <li>For charging via AC Wall Outlet:<br/>USB Power Adapter (PWR-WUA5V12W0US - or country specific version)</li> <li>For charging in-vehicle:<br/>USB Cigarette Lighter Adapter (CHG-AUTO-USB1-01)</li> </ul> |

| CBL-TC2Y-USBC90A-01  |    | USB-C cable with right angle connector for Charging/Communication | <ul style="list-style-type: none"> <li>► USB-A to USB-C cable</li> <li>► USB-A connector end has a 90° bend allowing cable to be used in tighter locations.</li> <li>► Attaches to USB-C port on the bottom of the device or to the Single Slot Base Charge/Communication Cradle (CRD-TC2Y-BS1CO-01).</li> <li>► Can be used to charge the device via USB connections (PC, USB AC Wall Outlet adapter, USB Cigarette Lighter adapter)</li> <li>► Cable length is about 1.1M (45").</li> <li>► Will charge battery in device from 0 to 90% in less than 3 hours using the wall-adapter 5V power supply or Cigarette Adapter.</li> <li>► Can also be used to communicate with device without using a Cradle.</li> </ul> | <p>For charging via AC Wall Outlet:<br/>USB Power Adapter (PWR-WUA5V12W0US - or country specific version)</p> <p>For charging in-vehicle:<br/>USB Cigarette Lighter Adapter (CHG-AUTO-USB1-01)</p> |
|----------------------|---|---|---|--|
| 3rd party *          |    | USB-C cable for Charging/Communication                            | <ul style="list-style-type: none"> <li>► USB-A to USB-C cable</li> <li>► Attaches to USB-C port on the bottom of the device or to the Single Slot Base Charge-Only Cradle (CRD-TC2Y-BS1CO-01).</li> <li>► Can be used to charge the device via USB connections (PC, USB AC Wall Outlet adapter, USB Cigarette Lighter adapter)</li> <li>► Will charge battery in device from 0 to 90% in less than 3 hours using the wall-adapter 5V power supply or Cigarette Adapter.</li> <li>► Can also be used to communicate with device without using a Cradle.</li> </ul>   | <p>For charging via AC Wall Outlet:<br/>USB Power Adapter (PWR-WUA5V12W0US - or country specific version)</p> <p>For charging in-vehicle:<br/>USB Cigarette Lighter Adapter (CHG-AUTO-USB1-01)</p> |
| Communication Cables |   |   |   |  |
| Part Number          | Picture   | Description   | Notes   | Required Items   |
| CBL-TC5X-USBC2A-01   |  | USB-C cable for Charging/Communication                            | <ul style="list-style-type: none"> <li>► USB-A to USB-C cable</li> <li>► Attaches to USB-C port on the bottom of the device or to the Single Slot Base Charge-Only Cradle (CRD-TC2Y-BS1CO-01).</li> <li>► Can be used to charge the device via USB connections (PC, USB AC Wall Outlet adapter, USB Cigarette Lighter adapter)</li> <li>► Cable length is 1M (~3.3 ft.)</li> <li>► Will charge battery in device from 0 to 90% in less than 3 hours using the wall-adapter 5V power supply or Cigarette Adapter.</li> <li>► Can also be used to communicate with device without using a Cradle.</li> </ul>  | <p>For charging via AC Wall Outlet:<br/>USB Power Adapter (PWR-WUA5V12W0US - or country specific version)</p> <p>For charging in-vehicle:<br/>USB Cigarette Lighter Adapter (CHG-AUTO-USB1-01)</p> |










| CBL-TC2X-USBC-01           |    | USB-C cable for Charging/Communication  | <ul style="list-style-type: none"> <li>► to be discontinued 10/2021, see PME 10621</li> <li>► USB-A to USB-C cable</li> <li>► Attaches to USB-C port on the bottom of the device or to the Single Slot Base Charge/Communication Cradle (CRD-TC2Y-BS1CO-01).</li> <li>► Can be used to charge the device via USB connections (PC, USB AC Wall Outlet adapter, USB Cigarette Lighter adapter)</li> <li>► Cable length is 1.5M (~5 ft.)</li> <li>► Will charge battery in device from 0 to 90% in less than 3 hours using the wall-adapter 5V power supply or Cigarette Adapter.</li> <li>► Can also be used to communicate with device without using a Cradle.</li> <li>► NOTE: Recommend using CBL-TC5X-USBC2A-01 which is a lower cost cable solution.</li> </ul> | <p>For charging via AC Wall Outlet:<br/>USB Power Adapter (PWR-WUA5V12W0US - or country specific version)</p> <p>For charging in-vehicle:<br/>USB Cigarette Lighter Adapter (CHG-AUTO-USB1-01)</p> |
|----------------------------|---|---|--|--|
| 3rd party *                |    | USB-C cable for Charging/Communication  | <ul style="list-style-type: none"> <li>► USB-A to USB-C cable</li> <li>► Attaches to USB-C port on the bottom of the device or to the Single Slot Base Charge-Only Cradle (CRD-TC2Y-BS1CO-01).</li> <li>► Can be used to charge the device via USB connections (PC, USB AC Wall Outlet adapter, USB Cigarette Lighter adapter)</li> <li>► Will charge battery in device from 0 to 90% in less than 3 hours using the wall-adapter 5V power supply or Cigarette Adapter.</li> <li>► Can also be used to communicate with device without using a Cradle.</li> </ul>  | <p>For charging via AC Wall Outlet:<br/>USB Power Adapter (PWR-WUA5V12W0US - or country specific version)</p> <p>For charging in-vehicle:<br/>USB Cigarette Lighter Adapter (CHG-AUTO-USB1-01)</p> |
| 25-124330-01R              |  | Single Slot Cradle to PC/Host USB cable | <ul style="list-style-type: none"> <li>► Used with Single Slot USB/Communication Cradle (CRD-TC2Y-SE1ET-01)</li> <li>► Micro USB connection on cradle end</li> </ul>   |  |
| 3rd party *                |  | USB micro-A to USB A Female adapter     | <ul style="list-style-type: none"> <li>► Allows the TC21/TC26 to act as a USB host to connect to devices like USB flash drives/memory sticks, mice, etc.</li> <li>► Connects to Single Slot USB Cradle (CRD-TC2Y-SE1ET-01)</li> </ul>  |  |
| <b>Snap-On Accessories</b> |   |   |  |  |
| Part Number                | Picture   | Description                             | Notes  | Required Items   |






| TRG-TC2Y-SNP1-01            |    | Pistol Grip Trigger Handle           | <ul style="list-style-type: none"> <li>► Trigger Handle accessory offers customers the option of using the product in a gun form factor, ideal for scan-intensive situations.</li> <li>► Easily attaches to TC21/TC26 top housing</li> <li>► Easily removed to access battery</li> <li>► Integrated 3-point stand for resting terminal when not in use</li> <li>► Connects to I/O connector on rear of TC21/TC26. Requires TC21/TC26 with 2-pin or 8-pin I/O connector configuration.</li> <li>► Can be used with optional Wrist Tether Strap (50-12500-066).</li> <li>► Does not block view of rear facing camera</li> <li>► Compatible with devices using Standard or Extended Capacity battery.</li> </ul> |                |
|-----------------------------|---|--------------------------------------|---|----------------|
| Soft Goods - Cases/Holsters |   |                                      |   |                |
| Part Number                 | Picture   | Description                          | Notes   | Required Items |
| SG-TC2Y-HSTRP1-01           |   | Handstrap (single)                   | <ul style="list-style-type: none"> <li>► Strap attaches to back of TC21/TC26</li> <li>► Leather and Hypalon Pad provides maximum comfort and wear resistance.</li> <li>► Adjustable Velcro design accomodates various hand sizes.</li> <li>► Not compatible with Snap-on accessories (Trigger Handle).</li> <li>► Compatible with devices using Standard or Extended Capacity battery.</li> </ul>   |                |
| SG-TC2W-HSTRP1-01           |  | Handstrap - Healthcare Blue (single) | <ul style="list-style-type: none"> <li>► Strap attaches to back of TC21/TC26 Healthcare devices.</li> <li>► Uses flexible disinfectant-friendly material. Can be cleaned with all approved cleaning chemicals for the healthcare device.</li> <li>► Strap allows access to rear button on device.</li> <li>► Easily attached and detached for battery swaps.</li> <li>► Not compatible with Snap-on accessories.</li> <li>► Compatible with devices using Standard or Extended Capacity battery.</li> </ul>   |                |




|  |  |  |  |  |
|--|--|--|--|--|
| 052039<br>(3rd party) *<br><br><a href="https://www.mobiliscase.com/">https://www.mobiliscase.com/</a> |   | Protective Case<br><br> | <ul style="list-style-type: none"> <li>► Drop-resistant: 15x greater than military standard MIL-STD 810G; capable of withstanding 400 drops from a height of 1.2m</li> <li>► TFP 4.0 composite on each corner to cushion shocks</li> <li>► Compatible with cradles by peeling back case before inserting into cradle.</li> <li>► Includes Shoulder Strap and Elastic Handstrap.</li> </ul>           |  |
| (3rd party) *<br><br><a href="https://oemprotector.com/">https://oemprotector.com/</a>                 |   | Protective Case  | <ul style="list-style-type: none"> <li>► Material: TPU (thermoplastic polyurethane).</li> <li>► 1.2mm thick TPU with rugged corner sections for improved device safety.</li> <li>► Equipped with special side anti-slip strip for better grip.</li> </ul>  |  |
| SG-TC2Y-HLSTR1-01  |  | Soft Holster   | <ul style="list-style-type: none"> <li>► Vertical orientation with Open Bucket design to accommodate hand strap for easy insertion and removal.</li> <li>► Non rotating for maximum durability.</li> <li>► Opening at bottom of holster for providing drainage and route for audio from device's speaker.</li> <li>► Compatible with devices using Standard or Extended Capacity battery.</li> <li>► Also compatible with devices with Pistol Grip Trigger Handle attached.</li> </ul> |  |

|  |   |  |  |  |
|--|---|--|--|--|
| <p>AI3807DW<br/>(3rd party) *</p> <p><a href="http://www.ultimacase.com">http://www.ultimacase.com</a></p> |    | <p>Ultima Case Holster</p>   | <ul style="list-style-type: none"> <li>► Durable, easy-care Ballistic Nylon exterior.</li> <li>► Easy-in, easy-out access to device for fast-paced scanning.</li> <li>► Durable plastic belt clip for quick attachment to clothing or belt.</li> <li>► 2 D-rings allow for optional shoulder strap.</li> <li>► Bottom vent for quick insertion of device.</li> </ul>   |  |
| <p>AI3804DW<br/>(3rd party) *</p> <p><a href="http://www.ultimacase.com">http://www.ultimacase.com</a></p> |   | <p>Ultima Case Operations Case</p>  | <ul style="list-style-type: none"> <li>► Leather-like exterior is rich in appearance and cleans easily.</li> <li>► DirectTouch OP Case allows input with a tactile feel on the screen.</li> <li>► Adjustable elastic hand strap for secured use.</li> <li>► 2 D-rings allow for optional shoulder strap.</li> </ul>  |  |
| <p>SG-TC2W-CLIPHC1-01</p>  |  | <p>Belt Clip - Healthcare Blue<br/>(single)</p>  | <ul style="list-style-type: none"> <li>► Clip attaches to back of TC21/TC26 Healthcare devices.</li> <li>► Uses disinfectant-friendly plastic. Can be cleaned with all approved cleaning chemicals for the healthcare device.</li> <li>► Clip allows access to rear button on device.</li> <li>► Easily attached and detached for battery swaps.</li> <li>► Design of clip is mid-mounted, making it more secure and less prone to breaking when used while sitting or standing</li> <li>► Not compatible with Snap-on accessories.</li> </ul> |  |




| SG-TC2Y-ARMNT-01   |    | Arm Mount                      | <ul style="list-style-type: none"> <li>► Enables the TC21/TC26 to be mounted to the arm for hands free operation.</li> <li>► Mount allows TC21/TC26 to function as a hands-free solution in combination with the RS5100 (or similar) ring scanner. Mount covers the scan window, so a separate ring scanner is required for hands-free scanning.</li> <li>► Mount allows device to be used in landscape mode. Does not rotate for portrait mode viewing.</li> <li>► Uses Velcro material</li> </ul> |                |
|--|---|--------------------------------|---|----------------|
| AI3806DW<br>(3rd party) *<br><br><a href="http://www.ultimacase.com">http://www.ultimacase.com</a> |   | Ultima Case Wrist Mount        | <ul style="list-style-type: none"> <li>► Leather-like exterior is rich in appearance and cleans easily.</li> <li>► DirectTouch OP Case allows input with a tactile feel on the screen.</li> <li>► Wrist mount has adjustable hygienic straps which are easy to clean and ensure a snug fit.</li> <li>► Allows landscape or portrait orientation of the device.</li> </ul>   |                |
| 50-12500-066   |  | Wrist Strap for Trigger Handle | <ul style="list-style-type: none"> <li>► Attaches to bottom of Snap-on Pistol Grip Trigger Handle (TRG-TC2Y-SNP1-01)</li> </ul>   |                |
| <b>Vehicle Cradles and Holders</b>   |   |                                |   |                |
| Powered Cradles and Holders (provides device charging and/or communication)                        |   |                                |   |                |
| Part Number  | Picture   | Description                    | Notes   | Required Items |






| 712197<br>(3rd party) *   |    | ProClip Charging Vehicle Cradle - with cigarette lighter adapter | <ul style="list-style-type: none"> <li>► Durable cradle design for rugged enterprise use.</li> <li>► Cradle tilts and swivels.</li> <li>► Allows for portrait and landscape view.</li> <li>► Cradle connects to charging contacts on bottom of device.</li> <li>► 12-24V input, 5V output</li> <li>► AMPS hole pattern for simple wall, pedestal or vehicle dashboard mounting.</li> </ul>  |   |
|---|---|--|---|---|
| 713197<br>(3rd party) *   |   | ProClip Charging Vehicle Cradle - with hard wired power adapter  | <ul style="list-style-type: none"> <li>► Durable cradle design for rugged enterprise use.</li> <li>► Cradle tilts and swivels.</li> <li>► Allows for portrait and landscape view.</li> <li>► Cradle connects to charging contacts on bottom of device.</li> <li>► 12-24V input, 5V output</li> <li>► AMPS hole pattern for simple wall, pedestal or vehicle dashboard mounting.</li> </ul>  |   |
| Un-Powered Cradles and Holders (passive holders, no charging support) |   |  |   |   |
| Part Number   | Picture   | Description  | Notes   | Required Items  |
| CRD-TC2Y-VCH1-01  |  | Vehicle Holder   | <ul style="list-style-type: none"> <li>► Holds TC21/TC26 in vehicle installations.</li> <li>► Suction cup for easy installation and removal.</li> <li>► USB-C port on bottom of device is accessible for charging.</li> <li>► Does not support Snap-On accessories (Pistol Grip Trigger Handle).</li> <li>► Compatible with devices using Standard or Extended Capacity battery.</li> </ul> | For in-vehicle charging use: <ul style="list-style-type: none"> <li>► USB Cigarette Lighter Adapter (CHG-AUTO-USB1-01)</li> <li>► USB-C Cable (CBL-TC5X-USBC2A-01)</li> </ul> |

| CRD-EC5X-VCH1-01  |    | Vehicle Holder         | <ul style="list-style-type: none"> <li>► Holds device in vehicle installations.</li> <li>► Suction cup for easy installation and removal.</li> <li>► USB-C port on bottom of device is accessible for charging.</li> <li>► Does not support Pistol Grip Trigger Handle or other snap-on accessories.</li> <li>► Spring tension on holder provides compatibility with a wide variety of devices.</li> <li>► This accessory is part of the EC5X series accessory ecosystem, but the spring tension design allows it to be used with other devices.</li> </ul> |                |
|---|---|------------------------|---|----------------|
| 711197<br>(3rd party) *   |   | ProClip Vehicle Holder | <ul style="list-style-type: none"> <li>► Durable cradle design for rugged enterprise use.</li> <li>► Cradle tilts and swivels.</li> <li>► Allows for portrait and landscape view.</li> <li>► AMPS hole pattern for simple wall, pedestal or vehicle dashboard mounting.</li> </ul>  |                |
| <a href="http://www.proclipusa.com/category/zebra">http://www.proclipusa.com/category/zebra</a> |   |                        |   |                |
| <b>Misc</b>   |   |                        |   |                |
| Part Number   | Picture   | Description            | Notes   | Required Items |
| SG-STYLUS-TCX-MTL-03<br>(pack of 3)   |  | Fiber Tipped Stylus    | <ul style="list-style-type: none"> <li>► Black Passive Stylus with Zebra logo</li> <li>► 5" length</li> <li>► Heavy duty - made from stainless steel and brass. No plastic parts - real pen feel.</li> <li>► Can be used in rain.</li> <li>► Micro-Knit Hybrid Mesh Fiber Tip provides silent, smooth gliding use.</li> <li>► Big improvement over rubber tipped or plastic tipped stylus.</li> <li>► Compatible with all capacitive touch screen devices.</li> <li>► Can be tethered to device using KT-TC7X-TETHR1-03 or SG-ET5X-SLTETR-01.</li> </ul>    |                |

| Other Stylus                                |   | Rubber or Plastic Stylus    | <p>► Not Available - Touch panel Stylus Mode is NOT supported on the TC21/TC26 series.</p> <p>► Only Finger and light duty Glove mode is supported.</p> <p>Supported gloves:</p> <ul style="list-style-type: none"> <li>- Latex and Nitrile Gloves up to 5mils thick</li> </ul> <p>Example:</p> <ul style="list-style-type: none"> <li>- Ambi-dex® Food Grade Disposable Nitrile Glove,</li> <li>- Powder Free with Textured Grip - 4 Mil 63-532PF Latex</li> <li>- Nitrile 4 Knit Nylon Glove with Nitrile coating</li> </ul> <p>Example:</p> <ul style="list-style-type: none"> <li>- MaxiFlex® Elite™ Ultra Light Weight Seamless Knit Nylon Glove with Nitrile Coated MicroFoam Grip on Palm &amp; Fingers 34-274</li> </ul> <p>► Fiber Tipped Stylus (SG-STYLUS-TCX-MTL03) will work - does not require Stylus Mode on device.</p> |                |
|---|--|-----------------------------|---|----------------|
| SG-TC2Y-SCRNPT1-01<br>(single)              |   | Screen Protector            | <p>► Tempered glass screen protector to provide an extra layer of ruggedness to the Gorilla Glass touch screen of the TC21/TC26.</p> <p>► Provides an oleophobic layer to disperse finger oils.</p>   |                |
| ADP-USBCPLUG1-01<br>(pack of 5)             |  | Replacement USB-C Port Plug | <p>► Plug covers USB-C port on bottom of TC21/TC26 Healthcare devices.</p> <p>► This is a pack of five (5) replacement plugs. One plug should be included with each Healthcare device.</p>  |                |
| <b>Headset/Audio Accessories</b>            |  |                             |   |                |
| <b>Wired Headsets and Audio Accessories</b> |  |                             |   |                |
| Part Number                                 | Picture  | Description                 | Notes   | Required Items |






|   |   |  |  |  |
|---|---|--|--|--|
| ADP-USBC-35MM1-01   |    | USB-C to 3.5mm Adapter Cable               | <ul style="list-style-type: none"> <li>► Allows headsets with 3.5mm jack to be connected to the TC21/TC26.</li> <li>► Adapter provides PTT button, volume up/volume down buttons.</li> <li>► Adapter cable length is about 2.5 ft. (78 cm).</li> <li>► Clip on rear of adapter allows cable to be wrapped for length management.</li> <li>► PTT button functionality tested with the following headsets: <ul style="list-style-type: none"> <li>- HDST-35MM-PTVP-01</li> </ul> </li> </ul> <p>Both the PTT button the headset and the adapter may be used.</p> <p>Other headsets with a PTT button not listed above may not work properly and their PTT button will not be detected. This includes: HDST-35MM-PTT1-01 and HDST-25MM-PTVP-01. PTT button on the adapter will need to be used instead.</p> <ul style="list-style-type: none"> <li>► Allows many Google compliant 3.5mm "consumer" headphones to function as a PTT headset while still allowing the headphone's "play/call/pause" button to operate as normal.</li> </ul> |  |
| HDST-35MM-PTVP-01   |   | PTT Headset (3.5mm Locking jack)           | <ul style="list-style-type: none"> <li>► For Push-To-Talk (PTT) applications.</li> <li>► Compatible with Zebra PTT Express and PTT Pro.</li> <li>► Uses 3.5mm rugged jack that is keyed/collared for a locking failsafe connection. NOTE: TC21/TC26 does not support this locking connection.</li> <li>► Rotating earpiece allows for right or left ear configuration</li> <li>► Built-in cord wrap</li> <li>► mono with microphone</li> <li>► includes clip for attaching PTT button to clothing.</li> <li>► Either the PTT button on the headset or the PTT button on the required USB-C to 3.5mm Adapter (ADP-USBC-35MM1-01) can be used.</li> </ul>  | ► USB-C to 3.5mm Adapter Cable (ADP-USBC-35MM1-01)   |
| SL+1W-3.5WA<br>(3rd party) *<br><br><a href="https://workforceaudio.com">https://workforceaudio.com</a> |  | Workforce Audio SnapLock PTT Adapter Cable | <ul style="list-style-type: none"> <li>► For Push-To-Talk (PTT) applications.</li> <li>► Compatible with Zebra PTT Express and PTT Pro.</li> <li>► 3.5 mm jack</li> <li>► Adapter cable provide SnapLock connector which accepts a variety of Workforce Audio's earpieces.</li> <li>► includes clip for attaching PTT button to clothing.</li> </ul>   | <p>► USB-C to 3.5mm Adapter Cable (ADP-USBC-35MM1-01)</p> <p>► Also requires purchase of earpiece for connecting to cable.</p> |

|  |   |  |   |  |
|--|---|--|---|--|
| See HS2100-HS3100 Accessories Document   |    | HS2100 Rugged Wired Headset                        | <ul style="list-style-type: none"> <li>► Built to handle the everyday inevitable drops</li> <li>► Dustproof, sprayproof and waterproof</li> <li>► Ready for the freezer and outdoor subzero temperatures</li> <li>► Feather-light for extraordinary comfort</li> <li>► Noise cancellation for a superior voice experience in the noisiest environments</li> <li>► Detachable swivel boom minimizes costs.</li> <li>► Swivelling boom mutes microphone allowing uses to prevent voice pick applications from recognizing non-voice pick conversations.</li> <li>► User-replaceable pads and windscreens maximize comfort and hygiene.</li> <li>► Can be used as a PTT headset when used with the required USB-C to 3.5mm Adapter (ADP-USBC-35MM1-01).</li> </ul> | <ul style="list-style-type: none"> <li>► USB-C to 3.5mm Adapter Cable (ADP-USBC-35MM1-01)</li> <li>► HS2100 to 3.5mm Standard Cable (CBL-HS2100-3MS1-01)</li> </ul> <p>See HS2100/HS3100 Accessories Document for additional headset accessories</p> |
| VR12<br>(3rd party) *<br><br><a href="http://www.blueparrott.com">http://www.blueparrott.com</a> |   | BlueParrott VR12 Wired Noise Cancelling Headset    | <ul style="list-style-type: none"> <li>► Audio accuracy for voice picking and other speech recognition applications.</li> <li>► High quality durability stands up to all-day, every-day use.</li> <li>► Lightweight design is easy and comfortable to wear all day.</li> <li>► Compatible with most major wearable computers and devices used in voice-picking environments.</li> <li>► G type (GN Netcom) Quick Disconnect.</li> <li>► Convertible design gives choice of over-the-head and behind-the-neck wearing styles</li> </ul>  | <ul style="list-style-type: none"> <li>► USB-C to 3.5mm Adapter Cable (ADP-USBC-35MM1-01)</li> <li>► RCH50/RCH51 Quick Disconnect Headset Adapter Cable (ADP-35M-QDCBL1-01)</li> </ul>   |
| 3rd party *  |  | USB-C Headsets                                     | <ul style="list-style-type: none"> <li>► Headset connects via the bottom USB-C connector on device.</li> <li>► Must be Google certified USB-C headset.</li> </ul>   |  |
| CBL-HS2100-3MS1-01   |  | HS2100 Headset Standard Cable (3.5 mm jack)        | <ul style="list-style-type: none"> <li>► 3.5mm barrel jack connector</li> <li>► For use with TC20, TC21/TC26, TC5X, TC7X, TC8X, or other devices using a 3.5mm barrel jack audio connector</li> <li>► Cable is 43" (1.1 M) long</li> <li>► Rugged cable with rugged connectors that are keyed/collared for a locking failsafe connection. NOTE: TC21/TC26 does not support this locking connection.</li> <li>► Includes one clothing clip. Additional clips can be purchased separately.</li> </ul>   | ► USB-C to 3.5mm Adapter Cable (ADP-USBC-35MM1-01)   |
| ADP-35M-QDCBL1-01  |  | RCH50/RCH51 Quick Disconnect Headset Adapter Cable | <ul style="list-style-type: none"> <li>► Connects RCH50/RCH51 headset (or headsets with Quick-Disconnect connector) to devices with 3-pole 3.5mm barrel jack connector.</li> <li>► Cable features a rugged keyed/collared jack for a locking failsafe connection. NOTE: TC21/TC26 does not support this locking connection.</li> </ul>  | ► USB-C to 3.5mm Adapter Cable (ADP-USBC-35MM1-01)   |

## Bluetooth Headsets and Audio Accessories



NOTE: Bluetooth headsets with PTT function not supported by Zebra PTT Express application. Check with Engineering to verify compatibility with Zebra PTT Pro application.

| Part Number  | Picture   | Description  | Notes  | Required Items   |
|--|---|--|--|--|
| See HS2100-HS3100 Accessories Document   |    | HS3100 Rugged Bluetooth Headset  | <ul style="list-style-type: none"> <li>► HD Voice, also known as Wide Band Audio, brings incredible audio clarity</li> <li>► Built to handle the everyday inevitable drops</li> <li>► Dustproof, sprayproof and waterproof</li> <li>► Ready for the freezer and outdoor subzero temperatures</li> <li>► Feather-light for extraordinary comfort</li> <li>► Noise cancellation for a superior voice experience in the noisiest environments</li> <li>► Swap batteries on the fly — without losing the Bluetooth connection</li> <li>► Split-second tap-to-pair simplicity using NFC.</li> <li>► Detachable swivel boom minimizes costs.</li> <li>► Swivelling boom mutes microphone allowing uses to prevent voice pick applications from recognizing non-voice pick conversations.</li> <li>► User-replaceable pads and windscreens maximize comfort and hygiene</li> <li>► 15 hours of battery power</li> </ul>   | See HS2100/HS3100 Accessories Document for headset accessories |
| various Bluetooth models<br>B550-XT<br>B350-XT<br>C400-XT<br>C300-XT<br>(3rd party) *<br><a href="http://www.blueparrott.com">http://www.blueparrott.com</a> |   | BlueParrott Bluetooth Headsets   | <ul style="list-style-type: none"> <li>► Various Bluetooth models available with options that include:               <ul style="list-style-type: none"> <li>- Blocking out 96% of background noise</li> <li>- Over 24 hours of talk time</li> <li>- NFC Tap to Pair capable</li> <li>- Bluetooth wireless range capable up to 300 ft.</li> <li>- Convertible wearing options: over the head, behind the neck.</li> </ul> </li> </ul> See BlueParrot site for model specific options.   |  |
| APTT1<br>(3rd party) *<br><a href="https://www.aina-wireless.com/">https://www.aina-wireless.com/</a>  |  | Aina Push-To-Talk (PTT) Bluetooth Voice Responder Remote Speaker/Mic (RSM) | <ul style="list-style-type: none"> <li>► Bluetooth speaker-microphone designed to work with different walkie talkie style Push-to-Talk applications, including Zebra PTT Pro (check with Zebra PTT Pro engineering team for current device/OS support).</li> <li>► Includes clip for attaching device to clothing for lapel speaker/mic usage.</li> <li>► Features several buttons which the application developers can assign to different functions.</li> <li>► Users can remotely control functions such as push-to-talk, phone calls, channel switching and emergency alerts.</li> <li>► Device is ruggedized, MIL-STD 810G and IP67.</li> <li>► Long lasting battery designed for 24 hour approx battery life. Can be recharged via micro-USB port.</li> <li>► Includes 3.5mm headset jack allowing headphones to be connected for keeping conversations more private.</li> <li>► Can be easily paired to mobile computer using NFC tap-to-pair.</li> </ul> |  |

| <p>H3-B-1<br/>(3rd party) *</p> <p><a href="https://www.dellking.com">https://www.dellking.com</a></p>                  |    | <p>Wandfu H3 Push-To-Talk (PTT) Bluetooth Remote Speaker/Mic (RSM)</p> | <ul style="list-style-type: none"> <li>► Bluetooth speaker-microphone designed to work with different walkie talkie style Push-to-Talk applications, including Zebra PTT Pro (check with Zebra PTT Pro engineering team for current device/OS support).</li> <li>► Includes clip for attaching device to clothing for lapel speaker/mic usage.</li> <li>► Includes 3.5mm headset jack allowing headphones to be connected for keeping conversations more private.</li> </ul>  |                |
|---|---|--|---|----------------|
| <p>BTR-155<br/>(3rd party) *</p> <p><a href="https://www.savoxaccessories.com">https://www.savoxaccessories.com</a></p> |   | <p>Savox BTR-155 Bluetooth Remote Speaker/Mic (RSM)</p>                | <ul style="list-style-type: none"> <li>► Bluetooth speaker-microphone designed to work with different walkie talkie style Push-to-Talk applications, including Zebra PTT Pro (check with Zebra PTT Pro engineering team for current device/OS support).</li> <li>► Includes clip for attaching device to clothing for lapel speaker/mic usage.</li> <li>► Rugged wireless speaker microphone IP55.</li> <li>► Allows cable-free movement</li> <li>► Familiar speaker microphone functions; PTT and volume buttons</li> <li>► Includes 2.5mm headset jack allowing headphones to be connected for keeping conversations more private.</li> <li>► LED status indication</li> <li>► High speaker volume</li> <li>► Includes: <ul style="list-style-type: none"> <li>- Savox RSM</li> <li>- Modular Wired earpiece</li> <li>- Wall Charger</li> <li>- USB Cable</li> <li>- Quick Start Guide</li> <li>- Carrying Strap</li> </ul> </li> </ul> |                |
| <p>BTH-101<br/>(3rd party) *</p> <p><a href="https://www.savoxaccessories.com">https://www.savoxaccessories.com</a></p> |  | <p>Savox Push-To-Talk (PTT) Bluetooth Headset</p>                      | <ul style="list-style-type: none"> <li>► Bluetooth headset designed to work with different walkie talkie style Push-to-Talk applications, including Zebra PTT Pro (check with Zebra PTT Pro engineering team for current device/OS support).</li> <li>► Also operates as standard Bluetooth headset for taking phone calls.</li> <li>► Device is lightweight and ruggedized, IP55.</li> </ul>   |                |
| Power Cords/Power Supplies  |   |  |   |                |
| Part Number   | Picture   | Description  | Notes   | Required Items |

|                   |   |                       |  |  |
|-------------------|---|-----------------------|--|--|
| CBL-DC-388A1-01   |    | DC Power Cord         | <ul style="list-style-type: none"> <li>► Used along with Power Supply PWR-BGA12V50W0WW to power Single Slot Base USB/Charging Cradle (CRD-TC2Y-SE1ET-01) or 4-Slot Battery Charger (SAC-TC2Y-4SCHG-01).</li> <li>► Cable length is 1.8 meters</li> </ul>   |  |
| PWR-BGA12V50W0WW  |    | Power Supply          | <ul style="list-style-type: none"> <li>► Used to power Single Slot Base USB/Charging Cradle (CRD-TC2Y-SE1ET-01) or 4-Slot Battery Charger (SAC-TC2Y-4SCHG-01).</li> <li>► 100-240 VAC, 12V, 4.16A, 50W</li> <li>► Provides US DOE Level VI compliance for power efficiency.</li> <li>► Replaces PWRS-14000-148R</li> </ul>   | <ul style="list-style-type: none"> <li>► DC Line Cord (CBL-DC-388A1-01)</li> <li>► AC Line Cord (23844-00-00R)</li> </ul>  |
| CBL-DC-381A1-01   |    | DC Power Cord         | <ul style="list-style-type: none"> <li>► Used to power 5-Slot ShareCradles when using Level VI Efficiency power supply (PWR-BGA12V108W0WW)</li> <li>► This cable does not include the black extension release latch which is not required when used on Multi-Slot ShareCradles.</li> </ul>   |  |
| CBL-DC-382A1-01   |    | DC Power Cord         | <ul style="list-style-type: none"> <li>► Used to power 5-Slot ShareCradles when using Level VI Efficiency power supply (PWR-BGA12V108W0WW)</li> <li>► Cable has black extension tab for releasing the cable from the back of the cradle. This isn't required when using Multi-Slot ShareCradles.</li> <li>► CBL-DC-381A1-01 is the preferred cable to use with TC21/TC26 cradles.</li> </ul> |  |
| CBL-DC-523A1-01   |  | 2-Way DC Y Power Cord | <ul style="list-style-type: none"> <li>► Used to power two 4-Slot Battery Chargers from one Power Supply (PWR-BGA12V108W0WW)</li> </ul>  |  |
| PWR-BGA12V108W0WW |  | Power Supply          | <ul style="list-style-type: none"> <li>► Replaces PWRS-14000-241R</li> <li>► Used to power 5-Slot ShareCradles</li> <li>► 9A, 108W</li> <li>► Level VI Efficiency rated</li> </ul>   | <ul style="list-style-type: none"> <li>► DC Power Cord (CBL-DC-382A1-01)</li> <li>► AC Line Cord (23844-00-00R)</li> </ul> |
| 23844-00-00R      |  | AC Line Cord          | <ul style="list-style-type: none"> <li>► Used to power with Power Supplies</li> <li>► This AC Line Cord is for use in North America. See the <b>AC Line Cords by Country</b> TAG for comparable line cords to use in other countries.</li> </ul>   |  |

| PWR-WUA5V12W0US<br>(US plug style)<br>PWR-WUA5V12W0GB<br>(UK plug style)<br>PWR-WUA5V12W0EU<br>(EU plug style)<br>PWR-WUA5V12W0AU<br>(Australia plug style)<br>PWR-WUA5V12W0CN<br>(China plug style)<br>PWR-WUA5V12W0IN<br>(India plug style)<br>PWR-WUA5V12W0KR<br>(Korea plug style)<br>PWR-WUA5V12W0BR<br>(Brazil plug style) |    | USB Power Supply   | <ul style="list-style-type: none"> <li>► Used with USB-C Cable to provide a lower cost charging solution than using a Cradle.</li> <li>► Also used to power Single Slot Charge/Communication Base Cradle (CRD-TC2Y-BS1CO-01).</li> <li>► Provides higher current (2.5A) for faster charging</li> <li>► 100-240 VAC, 5 V, 2.5 A</li> </ul> | ► USB-C Cable (CBL-TC5X-USBC2A-01) |
|--|---|--|---|------------------------------------|
| CHG-AUTO-USB1-01<br><br>CHG-AUTO-USB1-BR<br>(for Brazil)   |    | USB Cigarette Lighter Adapter  | <ul style="list-style-type: none"> <li>► Used with USB-C Cable to provide in-vehicle charging.</li> <li>► Includes two USB A ports providing higher current (2.5A) for faster charging</li> </ul>   | ► USB-C Cable (CBL-TC5X-USBC2A-01) |
| Batteries  |   |  |   |                                    |
| Part Number  | Picture   | Description  | Notes   | Required Items                     |
| BTRY-TC2Y-1XMA1-01<br><br>BTRY-TC2Y-1XMA1-BR<br>(for use in Brazil)<br><br>BTRY-TC2Y-1XMA1-IA<br>(for use in India)  |   | Standard Capacity Spare Battery with PowerPrecision (3300 mAh)<br><br>                    | <ul style="list-style-type: none"> <li>► Not compatible with TC21/TC26 Healthcare devices due to different battery latch design.</li> </ul>   |                                    |
| BTRY-TC2W-1XMA1-01<br><br>BTRY-TC2W-1XMA1-BR<br>(for use in Brazil)<br><br>BTRY-TC2W-1XMA1-IA<br>(for use in India)  |  | Standard Capacity Spare Battery with PowerPrecision - Healthcare White (3300 mAh)<br><br> | <ul style="list-style-type: none"> <li>► Not compatible with TC21/TC26 non-Healthcare devices due to different battery latch design.</li> </ul>   |                                    |

|   |   |   |  |  |
|---|---|---|--|--|
| <p>BTRY-TC2Y-2XMA1-01</p> <p>BTRY-TC2Y-2XMA1-BR<br/>(for use in Brazil)</p> |  | <p>Extended Capacity Spare<br/>Battery with PowerPrecision<br/>(5260 mAh)</p>  | <p>► Battery has a slightly larger profile than Standard Capacity battery, yet is still compatible with Zebra provided accessories.</p> <p>► Not compatible with TC21/TC26 Healthcare devices due to different battery latch design.</p> |  |
|---|---|---|--|--|